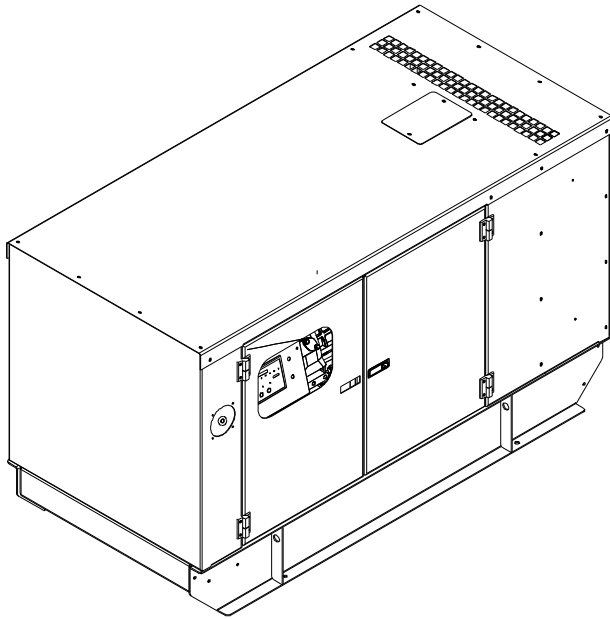


DACABLU^E POWER SYSTEMS

Model: **D11KS**
Diesel Generator Set



FEATURES

- Dacablue provides one-source responsibility for the generator system and its accessories.
- All units and components are factory tested during prototype and manufacturing stages assuring long product life.
- Generator set accepts one-step 100% of full load per NFPA 110.
- A **one-year** limited **warranty** covers all systems and components. Extended warranties are available.
- Rugged 4 cycle heavy-duty diesel engine, with swirl intake ports for a low fuel consumption and excellent transient response.
- **Generator features:**
 - Unique Volts per Hertz compensated electronic AVR excitation system delivers reliable voltage response for in rush loads.
 - Brushless, rotating-field generator has low reactance, 2/3 pitch, class H insulation, minimizes voltage distortion when powering non-linear loads.
- **More features:**
 - Controllers are available to meet your most demanding applications.
 - In the event of low oil pressure or high coolant temperature the self-protecting system will automatically stop the engine.
 - Aluminum Enclosure Sound Attenuated
 - Integrated fuel Tank

GENERATOR SET RATINGS

Model	Volt Code	Voltage	Winding Connection	Phase	Power Factor	Hz	Amps Standby	Standby kW / kVA	Prime kW / kVA
D11KS	61	480 / 277	12 - HI WYE	3	0.8	60	17	11 (13.8)	10 (12.5)
D11KS	63	440 / 254	12 - HI WYE	3	0.8	60	18	11 (13.8)	10 (12.5)
D11KS	64	240 / 139	12 - HI DELTA	3	0.8	60	33	11 (13.8)	10 (12.5)
D11KS	65	220 / 127	12 - LOW WYE	3	0.8	60	36	11 (13.8)	10 (12.5)
D11KS	66	208 / 120	12 - LOW WYE	3	0.8	60	38	11 (13.8)	10 (12.5)
D11KS	67	240 / 120	12 - 2 DELTA	1	1.0	60	46	11 (11)	10 (12.5)
D11KS	51	415 / 240	12 - HI WYE	3	0.8	50	16	9 (11)	8 (10)
D11KS	53	380 / 220	12 - HI WYE	3	0.8	50	17	9 (11)	8 (10)
D11KS	55	220 / 127	12 - LOW WYE	3	0.8	50	30	9 (11)	8 (10)
D11KS	57	220 / 110	12 - 2 DELTA	1	1.0	50	41	9 (9)	8 (8)

Stand-By ratings are continuous electrical service during the interruption of normal power. No overload capacity is specified at these ratings. Prime ratings available with variable loads are continuous, 10% overload capacity for one hour in twelve hours periods.

Both ratings per BS 5514, DIN 6271, ISO-3046

Many industrial, commercial and residential voltages are available

ALTERNATOR SPECIFICATIONS

Type	Four pole, revolving field
Rotor Insulation	Class H
Temperature Rise	150°C Standby
Material	Epoxy resin
Line-To-Line Harmonic Factor (Max)	5%
Telephone Interference Factor (Tif)	1%
Voltage Regulator	Solid State
Cooling	Self-ventilated and drip proof
Bearing	1 each, pre-lubed
Coupling	Direct, Flexible Disc
Load Capacity (Standby)	100%
Overload Capacity (Prime)	110%
Voltage Regulation	
No Load To Full Load	±1 %
One Step Load Acceptance	
Per NFPA 110	100%

- ❑ Four pole, revolving field, direct coupled to engine flywheel, provides excellent alignment.
- ❑ Insulation is of class H, ready to be used on harsh environments where sea spray, sand and chemical corrosion are existing factors.
- ❑ Voltage regulator provides Volts/Hertz compensation to improve the motor starting capabilities, therefore support the engine handling transient loads.
- ❑ Dynamically balanced rotor, with damper winding, help dissipate transient voltage interference during load variations.
- ❑ The windings have a 2/3 pitch in order to reduce the harmonic content of voltage.
- ❑ Robust mechanical structure permits easy access to connections.

ENGINE SPECIFICATIONS

Manufacturer	Kubota
Model	D722
Bore	2.6 in. (67 mm)
Stroke	2.7 in. (68 mm)
Number Of Cylinders	2
Piston Displacement	43.9 in. ³ (0.719 L)
Compression Ratio	22.0:1
Combustion System	IDI
Engine Type	In-Line – 4 Cycle
Aspiration	Natural
Engine Crankcase Vent System	Closed
Cylinder	Borable
Crankshaft Material	Forged Steel
Governor Type	Mechanical
Frequency Regulation	
No Load To Full Load	5 %
Air Cleaner	Dry Element

- ❑ Robust, compact, heavy duty Kubota diesel engine, for reliable endurance.
- ❑ Many various accessories available along with power take-off points.
- ❑ High in Output Low in fuel Consumption, the E-TVCS superb combustion system not only improves power output, but it has also reduced the total engine consumption.
- ❑ High capacity governor and large size flywheel, makes Kubota engines control the speed regulation within 5%.
- ❑ Super Glow Systems, is standard equipment to help start the engine in cold temperatures, at -4°F (-20°C), the engine will start with only 10 seconds of preheating time.

Powered By: 

STANDARD EQUIPMENT

ENGINE

- Air Cleaner
- Fuel Pump
- Fuel Filter
- Oil Pump
- Full Flow Oil Filter
- Jacket Water Pump
- Thermostat and Housing
- Exhaust Manifold Dry
- Oil Cooler
- Blower Fan & Fan Drive
- Radiator - Unit Mounted
- Electric Starting Motor 12v
- Housing & Flywheel
- Charging Alternator - 12v

- Battery Kit & Battery Rack

GENERATOR

- Synchronous, Brush-less
- Four Pole
- Single Bearing
- Direct Coupled With Flex
- Class H Insulation
- Drip-Proof Construction

CONTROL PANEL

- Digital Control Panel
- Auto Start Module
- Electric Hour Meter
- Stop-Manual-Auto Pushbuttons

- Standard Engine Control Monitoring
- Automatic Shutdowns
- * High Water Temperature
- * Low Oil Pressure
- * Protective 12vdc Circuit Breaker
- Display Lights For:
 - * Water Temperature
 - * Oil Pressure
 - * Overcrank
 - * Underspeed
 - * Overspeed
 - * Battery Charging

GENERAL

- Critical Muffler
- Flexible Connector
- Rain Cap
- Aluminum Enclosure-White
- Lockable & Removable Doors
- Sound Attenuated
- Mainline Circuit Breaker
- Oil Drainage kit
- Integrated Fuel tank
- Battery Charger 5 amp
- Radiator Recovery Tank
- In Frame Lifting Points

INSTALLATION AND APPLICATION DATA

	Item	Units	Type of Operation and Application	
			60 Hz	
			Prime	Standby
Engine	Rated Speed	rpm	3600	
	Gross Engine Output	bhp (kWm)	16.3 (12.2)	
	BMEP	psi (kPa)	81.65 (562.60)	
	Mean Piston Speed	Ft/s (m/s)	26.8 (0.68)	
Cooling System	Ambient Air Temperature	°F (°C)	122 (50)	
	Engine Heat Reject to Coolant	BTU/min (kW)	950 (16.7)	
	Pusher Fan Air Flow	Cfm (m3/min)	706 (20)	
	Coolant Flow	gal/min (L/min)	7.1 (27)	
	Coolant Capacity	qt (L)	1.1 (4.1)	
	Thermostat Start to Open	°F (°C)	160 (71)	
	Thermostat Fully Open	°F (°C)	185 (85)	
	Blower Fan Diameter	in. (mm)	11.81 (300)	
Fuel System	Max. Transfer Pump Suction	ft (m)	2.6 (0.8)	
	Fuel Type		Diesel #2	
	Fuel Tank Capacity	Gal (L)	25 (94.6)	
	Fuel Consumption @ 25% Power	gal/hr (L/hr)	0.38 (1.4)	
	Fuel Consumption @ 50% Power	gal/hr (L/hr)	0.45 (1.7)	
	Fuel Consumption @ 75% Power	gal/hr (L/hr)	0.55 (2.1)	
	Fuel Consumption @ 100% Power	gal/hr (L/hr)	0.69 (2.6)	
Air Requirement	Combustion Air Flow	ft ³ /min (m ³ /min)	25.9 (0.73)	
	Air Intake Restriction	In.H ₂ O (kPa)	9.8 (2.4)	
	Exhaust Temperature	°F (°C)	842 (450)	
	Maximun Allowable Back Pressure	In.H ₂ O (kPa)	28.4 (7.0)	
Lubrication System	Specific Oil consumption		0.95g/kW-hr	
	Total Engine Oil Cap. w/filter	qt (L)	2.3 (2.2)	
	Oil Filter Type		Cartridge	
Engine Electricals	Battery Charging Alternator	Volts, Ground	14V, negative	
	Battery Charging Alternator	Rated amps	45	
	Recommended Battery Cold Crank	CCA amps	600	
	Starter Motor	Volts, Ground	12V, negative	
Operation	Temperature and Altitude Losses		Consult Factory	

OPTIONAL EQUIPMENT

Cooling System

- Remote Radiator
- Jacket Water Heater
- Crankcase Oil Heater

Fuel System

- Fuel/Water Separator
- Auxiliary Fuel Pump
- Sub-Base Fuel Tank
 - Double Wall
 - UL Listed

Start System

- Battery Nicad
- Battery Warmer Plate
- Battery Charger

- Automatic Float Equalizing
- Trickle

Switchgear

- Main Line Circuit Breaker
 - Shunt trip
 - Auxiliary switch
- Automatic Transfer Switch
- Paralleling
- Protective Relays

Generator

- Permanent Magnet Excitation
- Space Heaters
- Temperature Rise Detectors

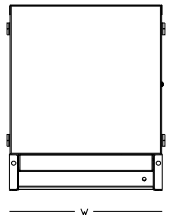
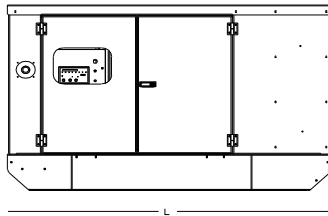
Control Panel

- NFPA 110 Ready
- Remote Annunciation Panel
- Audible Alarm

General

- Spring vibration isolators
- Interior lights AC or DC
- Trailer
- Export Packaging
- Special Testing
- Warranties
 - ____ Year

For Other Options Consult



DIMENSIONS AND WEIGHT

	Units	Sound Att. Unit
Length	In. (mm)	56.5 (1435)
Width	In. (mm)	27.5 (698.5)
Height	In. (mm)	45 (1143)
Weight	Lbs (kg)	424 (192.3)

General configuration for reference only, do not use these dimensions for installation purposes. Contact your local dealer for certified drawings.

All Specifications and Materials are subject to change without prior notice.

DACABLU POWER SYSTEMS
 Phone (786) 623-4830 / (786) 444-6519
 4265 NW 2nd Terrace, Miami FI 33126
 Email: sales@dacablue.com
www.dacablue.com

