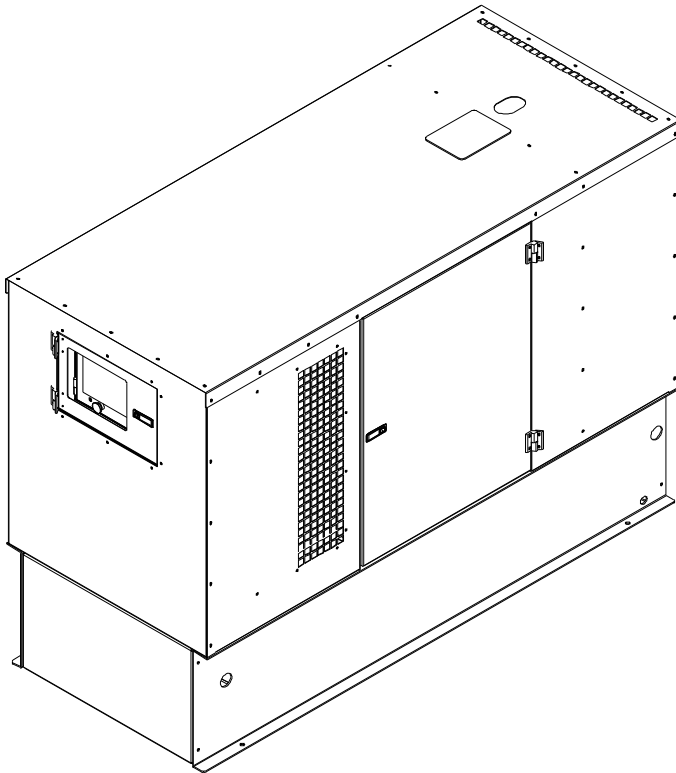


# DACABLU POWER SYSTEMS

Model: **D40K**  
Diesel Generator Set



## FEATURES

- Dacablue provides one-source responsibility for the generator system and its accessories.
- All units and components are factory tested during prototype and manufacturing stages assuring long product life.
- Generator set accepts one-step 100% of full load per NFPA 110.
- A **one-year** limited **warranty** covers all systems and components. Extended warranties are available.
- Rugged 4 cycle heavy-duty diesel engine, with swirl intake ports for a low fuel consumption and excellent transient response.
- **Generator features:**
  - Unique Volts per Hertz compensated electronic AVR excitation system delivers reliable voltage response for in rush loads.
  - Brushless, rotating-field generator has low reactance, 2/3 pitch, class H insulation, minimizes voltage distortion when powering non-linear loads.
- **More features:**
  - Controllers are available to meet your most demanding applications.
  - In the event of low oil pressure or high coolant temperature the self-protecting system will automatically stop the engine.
  - Aluminum Enclosure Sound Attenuated
  - Integrated fuel Tank – 150gal single wall or optional 80gal double wall UL142 listed

## GENERATOR SET RATINGS

Model	Volt Code	Voltage	Winding Connection	Phase	Power Factor	Hz	Amps Standby	Standby kW / kVA	Prime kW / kVA
D40K	61	480 / 277	12 - HI WYE	3	0.8	60	60	40 / 50	36 / 45
D40K	63	440 / 254	12 - HI WYE	3	0.8	60	66	40 / 50	36 / 45
D40K	64	240 / 139	12 - HI DELTA	3	0.8	60	120	40 / 50	36 / 45
D40K	65	220 / 127	12 - LOW WYE	3	0.8	60	131	40 / 50	36 / 45
D40K	66	208 / 120	12 - LOW WYE	3	0.8	60	139	40 / 50	36 / 45
D40K	67	240 / 120	12 - 2 DELTA	1	1.0	60	167	40 / 40	36 / 36
D40K	51	415 / 240	12 - HI WYE	3	0.8	50	63	36 / 45	29 / 36
D40K	53	380 / 220	12 - HI WYE	3	0.8	50	68	36 / 45	29 / 36
D40K	55	220 / 127	12 - LOW WYE	3	0.8	50	118	36 / 45	29 / 36
D40K	57	220 / 110	12 - 2 DELTA	1	1.0	50	164	36 / 36	29 / 29

Stand-By ratings are continuous electrical service during the interruption of normal power. No overload capacity is specified at these ratings. Prime ratings available with variable loads are continuous, 10% overload capacity for one hour in twelve hours periods. Both ratings per BS 5514, DIN 6271, ISO-3046  
Many industrial, commercial and residential voltages are available

## ALTERNATOR SPECIFICATIONS

Type	Four pole, revolving field
Rotor Insulation	Class H
Temperature Rise	150°C Standby
Material	Epoxy resin
Line-To-Line Harmonic Factor (Max)	5%
Telephone Interference Factor (Tif)	1%
Voltage Regulator	Solid State
Cooling	Self-ventilated and drip proof
Bearing	1 each, pre-lubed
Coupling	Direct, Flexible Disc
Load Capacity (Standby)	100%
Overload Capacity (Prime)	110%
Voltage Regulation	
No Load To Full Load	±1 %
One Step Load Acceptance	
Per NFPA 110	100%

- ❑ Four pole, revolving field, direct coupled to engine flywheel, provides excellent alignment.
- ❑ Insulation is of class H, ready to be used on harsh environments where sea spray, sand and chemical corrosion are existing factors.
- ❑ Voltage regulator provides Volts/Hertz compensation to improve the motor starting capabilities, therefore support the engine handling transient loads.
- ❑ Dynamically balanced rotor, with damper winding, help dissipate transient voltage interference during load variations.
- ❑ The windings have a 2/3 pitch in order to reduce the harmonic content of voltage.
- ❑ Robust mechanical structure permits easy access to connections.

## ENGINE SPECIFICATIONS

Manufacturer	Kubota
Model	V3300-T-BG
Bore	3.86in. (98.0mm)
Stroke	4.33in. (110.0mm)
Number Of Cylinders	4
Piston Displacement	202.48 in. <sup>3</sup> (3.318L)
Compression Ratio	23.0:1
Combustion System	Kubota E-TVCS
Engine Type	In-Line – 4 Cycle
Aspiration	Turbocharged
Engine Crankcase Vent System	Closed
Cylinder	Borable
Crankshaft Material	Forged Steel
Governor, Make	Mechanical
Frequency Regulation,	
No Load To Full Load	5 %
Air Cleaner	Dry Element

- ❑ Robust, compact, heavy duty Kubota diesel engine, for reliable endurance.
- ❑ Many various accessories available along with power take-off points.
- ❑ Indirect fuel injection system with Kubota E-TVCS Three Vortex Combustion System, reduces emissions and improves fuel consumption.
- ❑ High in Output Low in fuel Consumption, the E-TVCS superb combustion system not only improves power output, but it has also reduced the total engine consumption.
- ❑ High capacity governor and large size flywheel, makes Kubota engines control the speed regulation within 5%.
- ❑ Super Glow Systems, is standard equipment to help start the engine in cold temperatures, at -4°F (-20°C), the engine will start with only 10 seconds of preheating time.

Powered By: 

## STANDARD EQUIPMENT

### ENGINE

- Air Cleaner
- Fuel Pump
- Fuel Filter
- Oil Pump
- Full Flow Oil Filter
- Jacket Water Pump
- Thermostat and Housing
- Exhaust Manifold Dry
- Oil Cooler
- Blower Fan & Fan Drive
- Radiator - Unit Mounted
- Electric Starting Motor 12v
- Housing & Flywheel
- Charging Alternator - 12v

- Battery Kit & Battery Rack

### GENERATOR

- Synchronous, Brush-less
- Four Pole
- Single Bearing
- Direct Coupled With Flex
- Class H Insulation
- Drip-Proof Construction

### CONTROL PANEL

- Digital Control Panel
- Auto Start Module
- Electric Hour Meter
- Stop-Manual-Auto Pushbuttons

- Standard Engine Control Monitoring
- Automatic Shutdowns
- \* High Water Temperature
- \* Low Oil Pressure
- \* Protective 12vdc Circuit Breaker
- Display Lights For:
  - \* Water Temperature
  - \* Oil Pressure
  - \* Overcrank
  - \* Underspeed
  - \* Overspeed
  - \* Battery Charging

### GENERAL

- Critical Muffler
- Flexible Connector
- Rain Cap
- Aluminum Enclosure-White
- Lockable & Removable Doors
- Sound Attenuated
- Mainline Circuit Breaker
- Oil Drainage kit
- Integrated Fuel tank
- Battery Charger 5 amp
- Radiator Recovery Tank
- In Frame Lifting Points

## INSTALLATION AND APPLICATION DATA

	Item	Units	Type of Operation and Application			
			60 Hz		50 Hz	
			Prime	Standby	Prime	Standby
Engine	Rated Speed	rpm	1800		1500	
	Gross Engine Output	bhp (kWm)	63.0 (46.9)	70.0 (52.2)	54.0 (40.3)	60 (44.7)
	BMEP	psi (kPa)	136.9 (943)	152.1 (1048)	140.8 (970)	156.4 (1078)
	Mean Piston Speed	Ft/s (m/s)	21.56 (0.55)		17.9 (0.46)	
Cooling System	Ambient Air Temperature	°F (°C)	122 (50)			
	Engine Heat Reject to Coolant	BTU/min (kW)	2337 (41.1)	2727 (47.9)	2103 (37.0)	2337 (41.1)
	Pusher Fan Air Flow	Cfm (m3)	4750 (134)		3870 (109)	
	Coolant Flow	gal/min (L/min)	21 (80)		15.8 (60)	
	Coolant Capacity	qt (L)	7.7 (8.5)			
	Thermostat Start to Open	°F (°C)	170 (76.5)			
	Thermostat Fully Open	°F (°C)	194 (90)			
Fuel System	Blower Fan Diameter	in. (mm)	18 (457.2)			
	Max. Transfer Pump Suction	ft (m)	3 (0.9)			
	Fuel Type		Diesel #2			
	Fuel Consumption @ 25% Power	gal/hr (L/hr)	0.89 (3.36)	0.99 (3.74)	0.77 (2.88)	0.85 (3.2)
	Fuel Consumption @ 50% Power	gal/hr (L/hr)	1.78 (6.72)	1.98 (7.47)	1.53 (5.76)	1.7 (6.4)
	Fuel Consumption @ 75% Power	gal/hr (L/hr)	2.67 (10.08)	2.96 (11.2)	2.29 (8.64)	2.54 (9.6)
Air Requirement	Fuel Consumption @ 100% Power	gal/hr (L/hr)	3.55 (13.44)	3.95 (14.93)	3.05 (11.52)	3.39 (12.8)
	Combustion Air Flow	ft <sup>3</sup> /min (m <sup>3</sup> /min)	3814 (108)		4750 (134)	
	Air Intake Restriction	In.H <sub>2</sub> O (kPa)	18.1 (4.5)			
	Exhaust Temperature	°F (°C)	842 (450)		797 (425)	
Lubrication System	Maximun Allowable Back Pressure	In.H <sub>2</sub> O (kPa)	60.6 (15.1)			
	Specific Oil consumption		0.95g/kW-hr			
	Oil Pan Capacity	qt (L)	13 (14.3)			
	Total Engine Oil Cap. w/filter	qt (L)	14 (15.4)			
Engine Electricals	Oil Filter Type		Cartridge			
	Battery Charging Alternator	Volts, Ground	14V, negative			
	Battery Charging Alternator	Rated amps	45			
	Recommended Battery Cold Crank	CCA amps	600			
Operation	Starter Motor	Volts, Ground	12V, negative			
	Temperature and Altitude Losses		Consult Factory			

## OPTIONAL EQUIPMENT

### Cooling System

- Remote Radiator
- Jacket Water Heater
- Crankcase Oil Heater

### Fuel System

- Fuel/Water Separator
- Day Tank
- Above Ground Fuel Tank
- Auxiliary Fuel Pump
- Sub-Base Fuel Tank
  - Double Wall
  - UL Listed

### Exhaust System

- Industrial Grade Muffler
- Residential Grade Muffler
- Critical Grade Muffler
- Super Critical Grade Muffler

### Start System

- Battery Nicad

- Battery Warmer Plate
- Battery Charger
  - Automatic Float Equalizing
  - Trickle

### Switchgear

- Main Line Circuit Breaker
  - Shunt trip
  - Auxiliary switch
- Automatic Transfer Switch
- Paralleling
- Protective Relays

### Generator

- Permanent Magnet Excitation
- Space Heaters
- Temperature Rise Detectors

### Control Panel

- Emergency stop button
- Microprocessor Control Panel
- NFPA 110 Ready

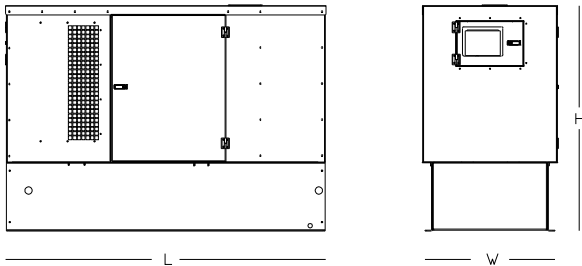
- Remote Annunciation Panel
- Audible Alarm

### General

- Spring vibration isolators
- Automatic Transfer Switch
- Metal Enclosure
  - Weather Resistant
  - Sound Attenuated
  - Aluminum
- Interior lights AC or DC
- Trailer
- Export Packaging
- Special Testing
- Warranties
  - \_\_\_\_ Year

For Other Options Consult

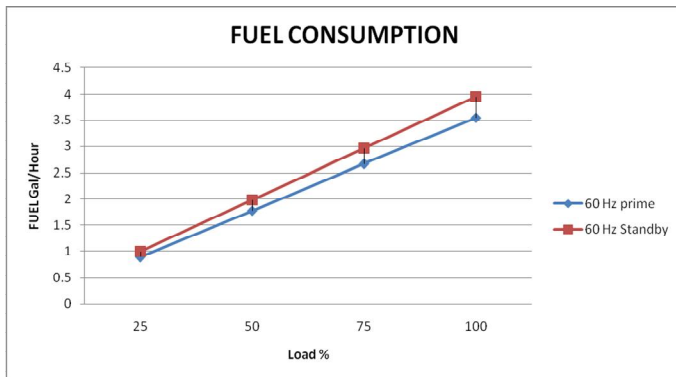
## DIMENSIONS AND WEIGHT



	Units	Sound Att. Unit
Length	In. (mm)	87 (2210)
Width	In. (mm)	37 (940)
Height	In. (mm)	64 (1626)
Weight	Lbs (kg)	1747 (794)

General configuration for reference only, does not use these dimensions for installation purposes. Contact your local dealer for certified drawings.

## FUEL CONSUMPTION



All Specifications and Materials are subject to change without prior notice.

## DACABLU POWER SYSTEMS

Phone (786) 623-4830 / (786) 444-6519  
 Address: 4265 NW 2<sup>nd</sup> St, Miami FL 33126  
 Email: sales@dacablue.com  
[www.dacablue.com](http://www.dacablue.com)

